

NUMERACY

Y2

Procedural
sample
materials

National Numeracy Tests



Llywodraeth Cymru
Welsh Government

Procedural sample materials: Guidance for teachers

The procedural tests will be first introduced in schools in 2013. Sample items have been produced for each year group to illustrate different question types and formats for response.

The sample items are closely aligned to the numeracy framework and are representative of the anticipated level of demand. However, they are not complete papers: the number of marks within the tests next summer will range from about 28 for the lower year groups to about 36 for older learners. Each test will last 30 minutes.

- *How to use the sample items*

The sample items can be printed and used for practice before the tests. Strengths and areas for improvement can then be identified and used to provide additional classroom learning and teaching activities, where appropriate.

The procedural sample items can also be used as a basis for classroom discussion, to illustrate good test techniques. These include the importance of reading the question carefully, where to write the answers, the relevance of showing working to gain partial credit, good time management and the benefits of checking answers.

Teachers may wish to support learners by discussing different approaches towards 2 mark items. For example, teachers could anonymise and photocopy a range of responses and ask learners to work in small groups to rank from 'best' to 'worst', identifying what is good about each and why.

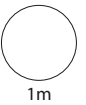
- *Marking of the sample items*

A markscheme is provided, which is typical of those to be used alongside the live tests. It is designed to be quickly and fairly applied with clear guidance on when and how partial credit should be applied. General marking guidance provides principles of marking to facilitate consistency across schools.

1



How much money?

 p

2 Write in order.

34

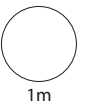
15

26

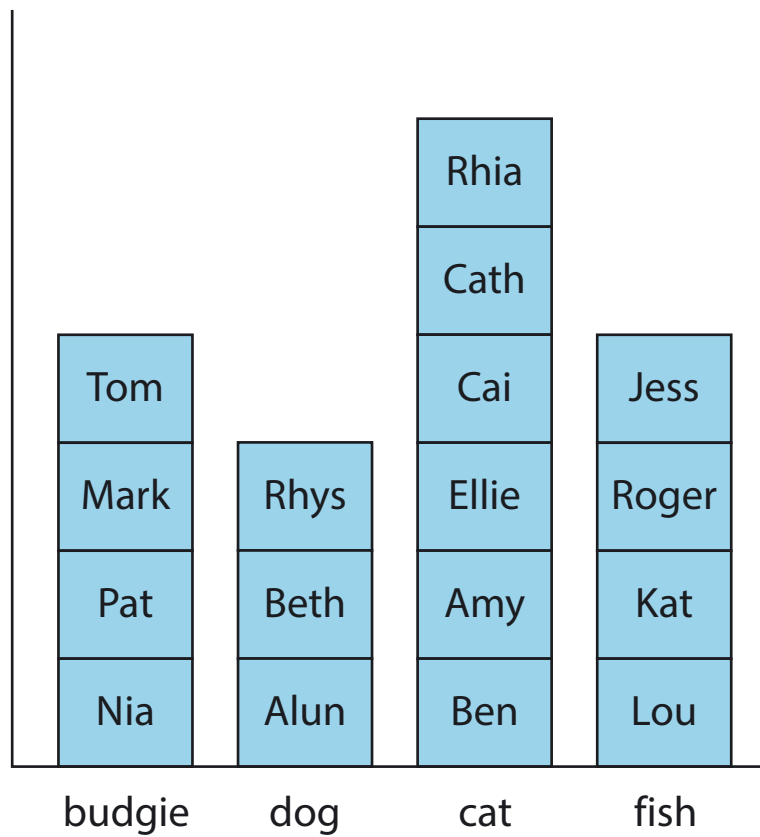
47

smallest

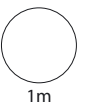
largest



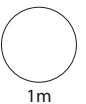
3 Some children chose their favourite pet.



How many chose **dog**?

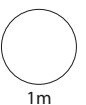


Which pet did **most** children choose?



Sam chose **fish**.

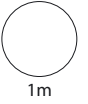
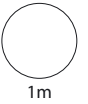
Show this on the chart.



4

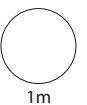
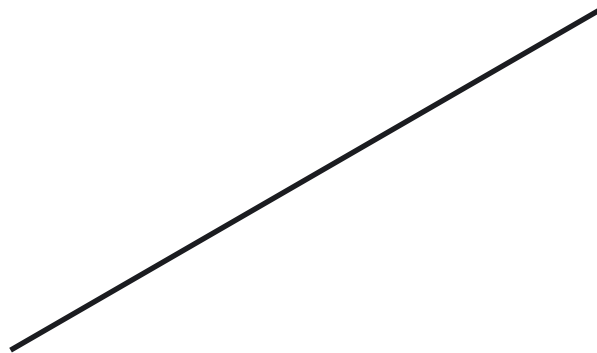
$$28 + 7 = \boxed{}$$

$$17 - 9 = \boxed{}$$



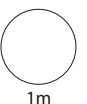
5

Use a ruler to measure the length of this line.

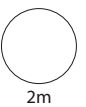

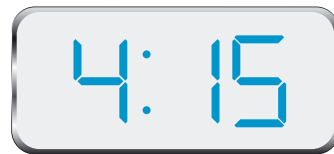

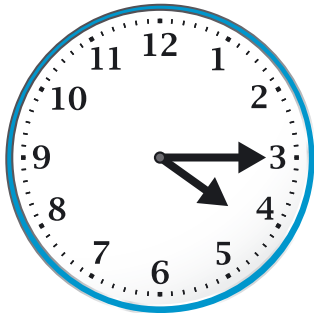



A table is **one metre** long.

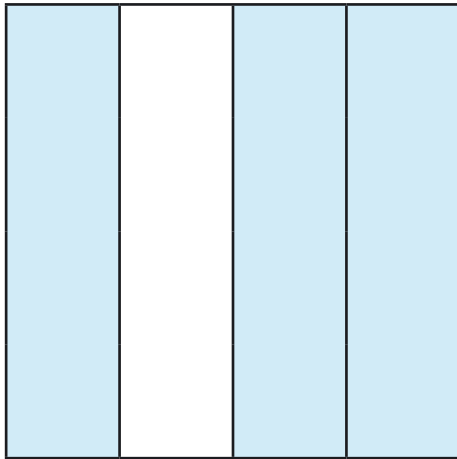
How many **centimetres** is that?



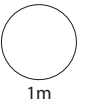
6 Join each clock to the correct time.



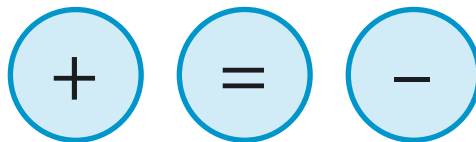
7



What **fraction** is shaded?

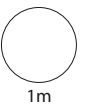


8



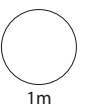
Use two of these signs to make a number sentence.

25 ○ 10 ○ 15




Now make a **different** number sentence.

25 ○ 10 ○ 15



9

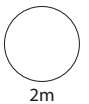


**Pens 20p
each**

Tom buys **six** pens.

He pays with a **£2** coin.

How much change does Tom get?

A large blue-bordered box is provided for the student to write their answer. In the top-left corner of this box is a small icon of a notepad with a pencil. In the bottom-right corner of the box is a smaller blue-bordered box containing the letter 'p', indicating the unit for the answer.

Procedural sample materials: Marking guidance

It is important that the tests are marked accurately. The questions and answers below help to develop a common understanding of how to mark fairly and consistently.

- ***Must learners use the answer boxes?***

Provided there is no ambiguity, learners can respond anywhere on the page. If there is more than one answer the one in the answer box must be marked, even if incorrect. However, if the incorrect answer is clearly because of a transcription error (e.g. 65 has been copied as 56), mark the answer shown in the working.

- ***What if learners use a method that is not shown within the markscheme?***

The markschemes show the most common methods, but alternative approaches may deserve credit – use your best judgement. Any correct method, however idiosyncratic, is acceptable.

- ***Does it matter if the learner writes the answer differently from that shown in the markscheme?***

Numerically equivalent answers (e.g. eight for 8, or two quarters or 0.5 for half) should be marked as correct unless the markscheme states otherwise.

- ***How should I mark answers involving money?***

Money can be shown in pounds or pence, but a missing zero, e.g. £4.7, should be marked as incorrect.

- ***How should I mark answers involving time?***

In the real world, specific times are shown in a multiplicity of ways so accept, for example, 02:30, 2.30, half past 2, etc. Do not accept 2.3 as this is ambiguous. The same principle should be used for marking time intervals, e.g. for two and a half hours accept 2.5 but not 2.5pm.

- ***What if the method is wrong but the answer is correct?***

Unless the markscheme states otherwise, correct responses should be marked as correct even if the working is incorrect as learners may have started again without showing their revised approach).

- ***What if the learner has shown understanding but has misread information in the question?***

For a two (or more) mark item, if an incorrect answer arises from misreading information given in the question and the question has not become easier as a result then deduct one mark only. For example, if the 2 mark question is 86×67 and the learner records 96×67 then gives the answer 6432, one mark only should be given. In a one mark question, no marks can be given.

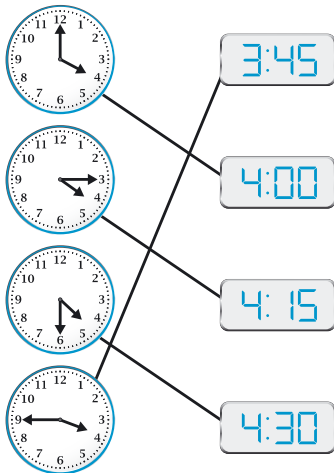
- ***What should I do about crossed out work?***

Working which has been crossed out and not replaced can be marked if it is still legible.

- ***What is the difference between a numerical error and a conceptual error?***

A numerical error is one in which a slip is made, e.g. within 86×67 the learner works out $6 \times 7 = 54$ within an otherwise correct response. A conceptual error is a more serious misunderstanding for which no method marks are available, for example if 86×60 is recorded as 516 rather than 5160

Year 2 Procedural sample materials: Markscheme

Q	Marks	Answer	Comments
1	1m	17p	
2	1m	15 26 34 47	
3i	1m	3	
3ii	1m	cat	
3iii	1m	Adds one block to the 'fish' column	Accept any clear indication, e.g. block need not be shaded or labelled 'Sam'
4i	1m	35	
4ii	1m	8	
5i	1m	9 centimetres	Accept 8.8cm to 9.2cm inclusive
5ii	1m	100 centimetres	
6	2m	All four times correctly linked, i.e. 	Accept any unambiguous ways of linking
	Or 1m	Any two or three times correctly linked	
7	1m	$\frac{3}{4}$	

Q	Marks	Answer	Comments
8i	1m	$25 = 10 + 15$ Or $25 - 10 = 15$	
8ii	1m	$25 - 10 = 15$ Or $25 = 10 + 15$	A different result from 8i must be given
9	2m	80p	
	Or 1m	120 or 1.20 seen Or Uses their incorrect total (but not £1) to find the correct change from £2	Example for 1m: Pens 130p, change 70p

